

Student Achievement Targets 2023

Reading, Writing and Maths Achievement

Summary 2023

SCHOOLWIDE READING



100%

OF STUDENTS WHO IDENTIFY AS MAORI ARE MEETING OR EXCEEDING EXPECTATIONS IN MATHS

81%

OF YEAR 4 STUDENTS ARE MEETING OR EXCEEDING EXPECTATIONS IN MATHS

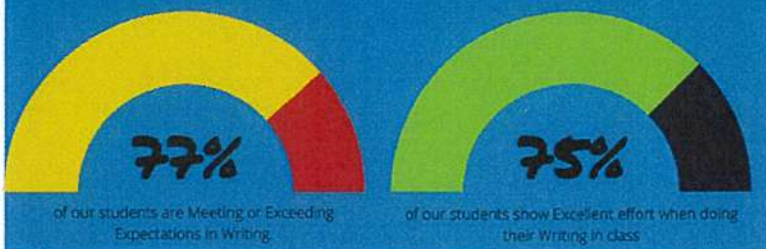
83%

OF YEAR 6 STUDENTS ARE MEETING OR EXCEEDING EXPECTATIONS IN MATHS

94%

OF YEAR 2 STUDENTS ARE MEETING OR EXCEEDING EXPECTATIONS IN READING

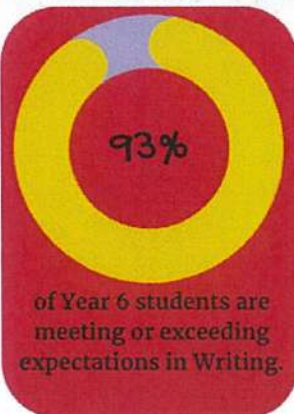
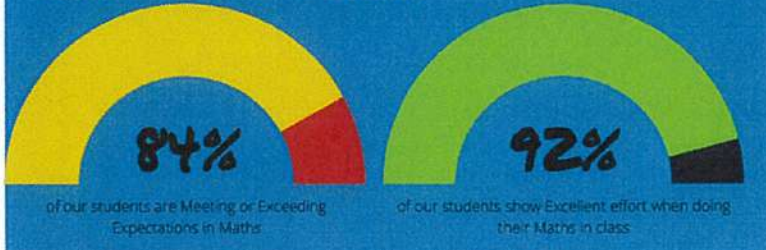
SCHOOLWIDE WRITING



94%

OF YEAR 4 STUDENTS ARE MEETING OR EXCEEDING EXPECTATIONS IN READING

SCHOOLWIDE MATHS



88%

OF YEAR 6 STUDENTS ARE MEETING OR EXCEEDING EXPECTATIONS IN READING

95%

OF YEAR 3 STUDENTS ARE MEETING OR EXCEEDING EXPECTATIONS IN MATHS

84%

OF YEAR 1 STUDENTS ARE MEETING OR EXCEEDING EXPECTATIONS IN MATHS



94%

of Year 2 students are meeting or exceeding expectations in Maths

A. Reading

Annual Target

All children (3+4+1+3+1(1)=12) in 2022 who were judged to yet to meet Curriculum Expectations in Reading in Years 1-5 will make accelerated progress and will be meeting expectations at the end of the 2023 school year.

Our second target in Reading is to maintain or improve the 82% (2022 data) of all students achieving above at the end of the 2023 school year.

Annual Target 1 End of Year Summary Report

At the start of the 2023 School year, 12 students formed this Annual Target group. Over the course of the year 6 students have left.

Progress against the New Zealand Curriculum as at the EOY

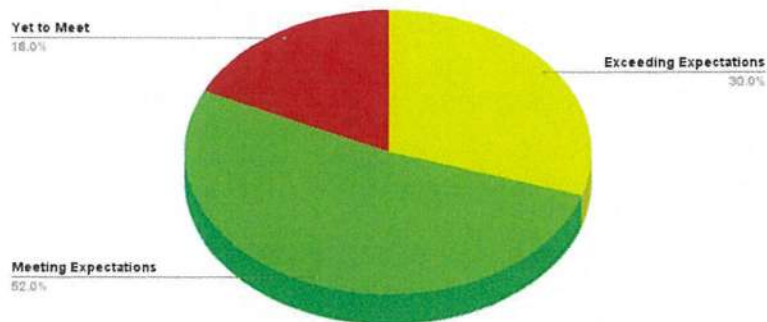
Yet to Meet Curriculum Expectations 3 Meeting Curriculum Expectations 3 Exceeding Curriculum Expectations 0.

All children in this group have been and continue to be monitored by their teacher, the SENCO, LSC (when required) and Principal. All students have made progress in reading. All 6 students have been judged by their teachers as showing Excellent effort in Reading.

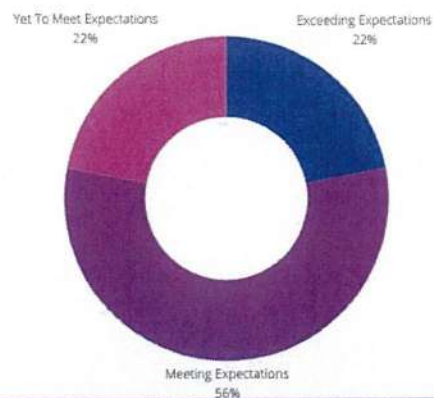
All benefit from in class Teacher Aide support through our Special Needs programme. One student has been part of the reading recovery programme in 2023.

Please note this group has 1 ESOL learner.

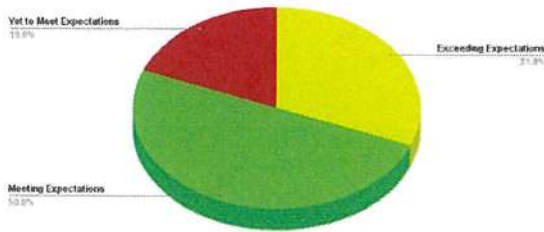
Schoolwide EOY 2023 Reading



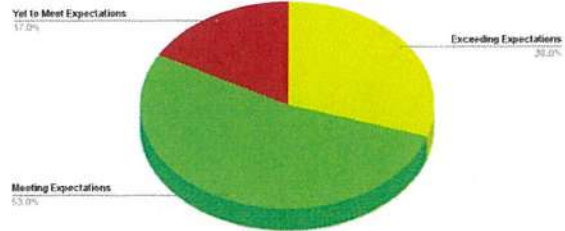
Students who Identify as Maori



Schoolwide EOY GIRLS 2023 Reading



Schoolwide EOY BOYS 2023 Reading



Year Groups - Percentage	Y1	Y2	Y3	Y4	Y5	Y6
Exceeding Expectations	21	31	36	38	50	6
Meeting Expectations	47	63	50	56	19	82
Yet to Meet Expectations	32	6	14	6	31	12

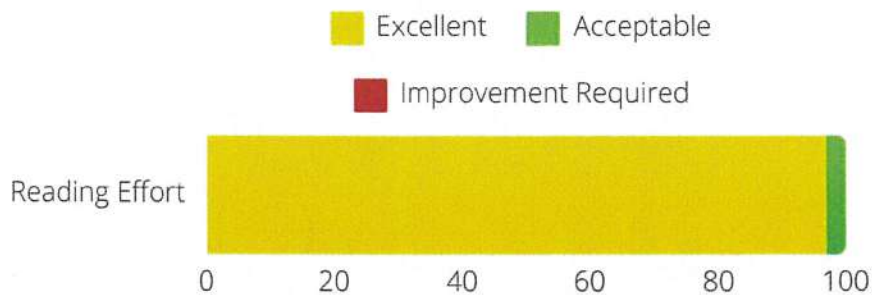
Strengths

82% of children have been judged at meeting or exceeding curriculum expectations in Reading.
 81% of girls have been judged at meeting or exceeding curriculum expectations in Reading.
 83% of boys have been judged at meeting or exceeding curriculum expectations in Reading.
 94% of the Year 2 group have been judged at meeting or exceeding curriculum expectations in Reading.
 94% of the Year 4 group have been judged at meeting or exceeding curriculum expectations in Reading.
 97% of children are showing Excellent Effort in their Reading sessions with their teachers.

Weaknesses

18% of children have been judged at yet to meet curriculum expectations in Reading.
 19% of girls have been judged at yet to meet curriculum expectations in Reading.
 17% of boys have been judged at yet to meet curriculum expectations in Reading.
 32% of Year 1 children have been judged at yet to meet curriculum expectations in Reading.
 31% of Year 5 children have been judged at yet to meet curriculum expectations in Reading.

Effort in Reading Across the School - as judged by Teaching staff



B. Writing

Annual Target

All children (3+5+2=10) in 2022 who were judged to yet to meet Curriculum Expectations in Writing in Year 1-3 will make accelerated progress and will be meeting expectations at the end of the 2023 school year

Our second target in Writing is to improve the 79% (2022 data) of all students achieving above at the end of the 2023 school year.

Annual Target 2 End of Year Summary Report

At the start of the 2023 School year, 10 students formed this Annual Target group. Over the course of the year 3 students have left.

Progress against the New Zealand Curriculum

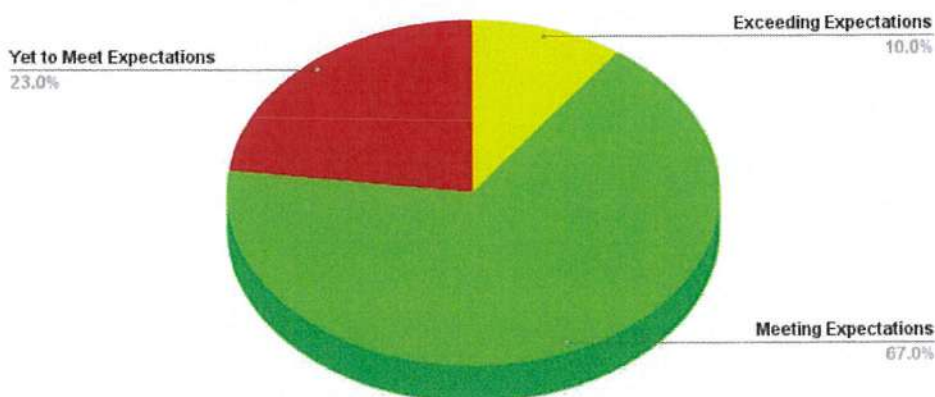
Yet to Meet Curriculum Expectations 4 Meeting Curriculum Expectations 3 Exceeding Curriculum Expectations 0.

All children in this group have been and continue to be monitored by their teacher, the SENCO, LSC (when required) and Principal.

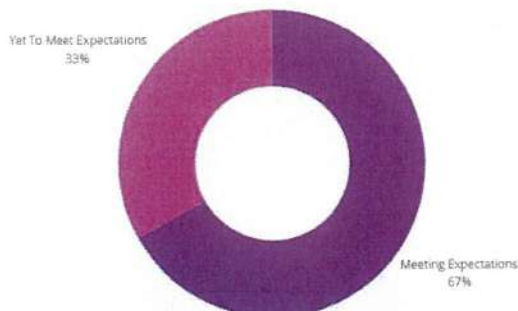
All benefit from in class Teacher Aide support through our Special Needs programme.

Please note this group has 1 ESOL learner.

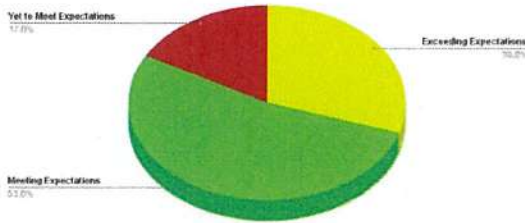
Schoolwide EOY 2023 Writing



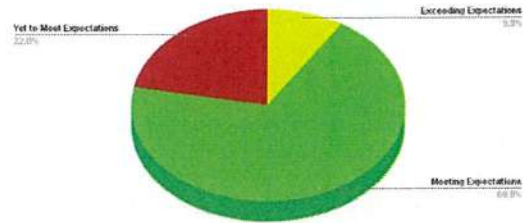
Students who Identify as Maori



Schoolwide EOY GIRLS 2023 Writing



Schoolwide EOY BOYS 2023 Writing



Year Groups - Percentage	Y1	Y2	Y3	Y4	Y5	Y6
Exceeding Expectations	0	19	0	25	25	0
Meeting Expectations	63	62	77	56	44	88
Yet to Meet Expectations	37	19	23	19	31	12

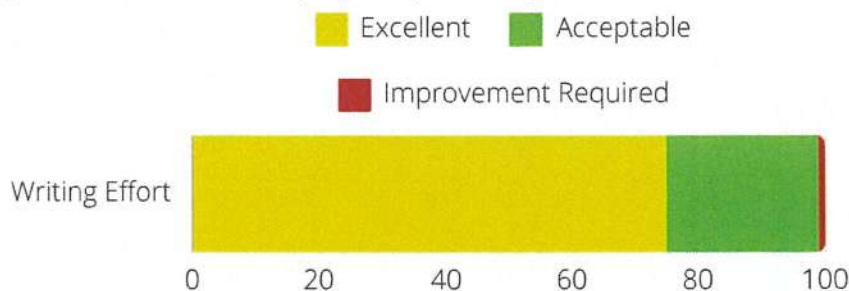
Strengths

77% of children have been judged at meeting or exceeding curriculum expectations in Writing.
 83% of girls have been judged at meeting or exceeding curriculum expectations in Writing.
 78% of boys have been judged at meeting or exceeding curriculum expectations in Writing.
 88% of the Year 6 group have been judged at meeting or exceeding curriculum expectations in Writing.
 81% of the Year 4 group have been judged at meeting or exceeding curriculum expectations in Writing.
 81% of the Year 2 group have been judged at meeting or exceeding curriculum expectations in Writing.
 75% of children are showing Excellent Effort in their Writing sessions with their teachers.

Weaknesses

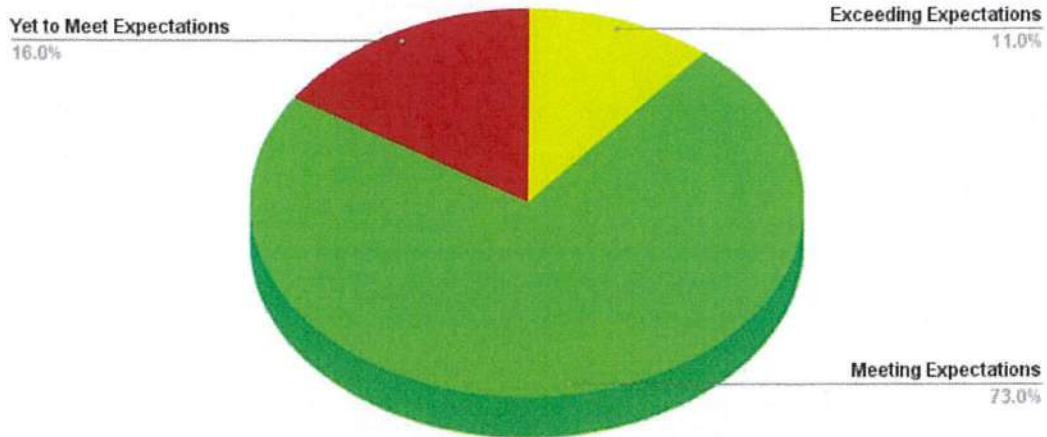
23% of children have been judged at yet to meet curriculum expectations in Writing.
 22% of boys have been judged at yet to meet curriculum expectations in Writing.
 31% of the Year 5 group been judged at yet to meet curriculum expectations in Writing.

Effort in Writing Across the School - as judged by Teaching staff



C. Maths

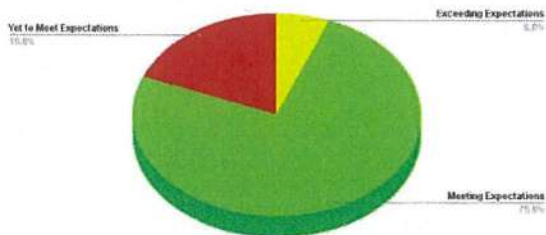
School EOY 2023 MATHS



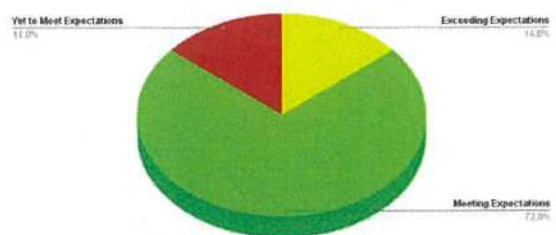
Students who Identify as Maori



Schoolwide EOY GIRLS 2023 Maths



Schoolwide EOY BOYS 2023 Maths



Year Groups - Percentage	Y1	Y2	Y3	Y4	Y5	Y6
Exceeding Expectations	0	13	0	43	13	0
Meeting Expectations	84	81	95	38	50	83
Yet to Meet Expectations	16	6	5	19	37	17

Strengths

84% of children have been judged at meeting or exceeding curriculum expectations in Maths.
 81% of girls have been judged at meeting or exceeding curriculum expectations in Maths.
 86% of boys have been judged at meeting or exceeding curriculum expectations in Maths.
 95% of the Year 3 group have been judged at meeting or exceeding curriculum expectations in Maths.
 43% of the Year 6 group have been judged at exceeding curriculum expectations in Maths.
 94% of the Year 2 group have been judged at meeting or exceeding curriculum expectations in Maths.
 84% of the Year 1 group have been judged at meeting or exceeding curriculum expectations in Maths.
 81% of the Year 4 group have been judged at meeting or exceeding curriculum expectations in Maths.
 92% of children are showing Excellent Effort in their Maths sessions with their teachers.

Weaknesses

16% of children have been judged at yet to meet curriculum expectations in Maths.
 19% of girls have been judged at yet to meet curriculum expectations in Maths.
 14% of boys have been judged at yet to meet curriculum expectations in Maths.
 37% of the Year 5 have been judged at yet to meet curriculum expectations in Maths.

Effort in Maths Across the School - as judged by Teaching staff

